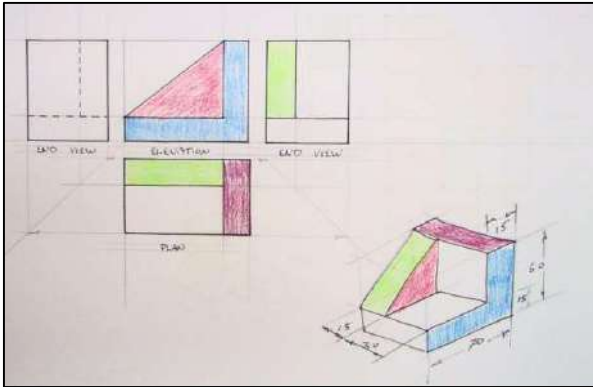
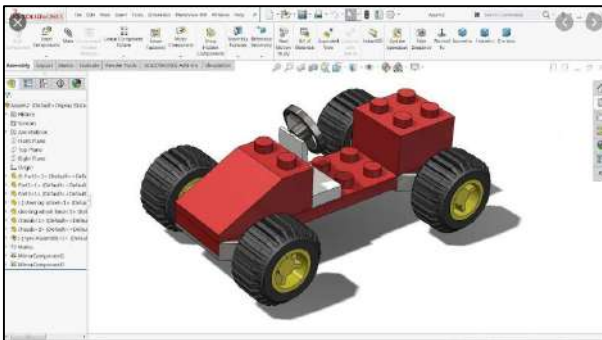


Junior Cycle Graphics

Graphics is one of the technology subjects offered at junior cycle. In Graphics you will learn how to represent 3-D objects on paper and on computer. You will develop problem solving and creative thinking skills through the solution of graphical problems and learn the art of graphic communication.



Representing 3D objects through Orthographic Projection



Use of Computer Aided Design programmes such as Solidworks

The Graphics Journey

Junior Cycle Graphics students can further their skills through Graphics in Transition Year and by studying Design and Communication Graphics as part of their Leaving Certificate

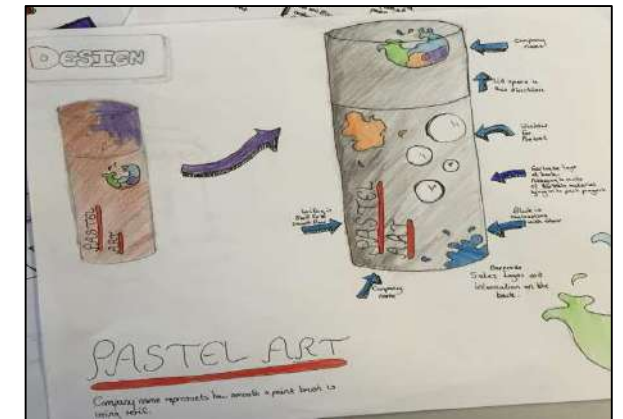
Leaving Certificate Applied students can further their skills through Graphics and Construction Studies

Studying Graphics has proven to be especially beneficial to students pursuing the following career paths

- Architecture
- Building Construction
- Engineering
- Product/Industrial Design
- Software Developers
- Tradespeople
- Computer Aided Design Technician

All the career paths above have been identified as some of the most high-paying and sought after in demand jobs of the future

St.Tiernan's CS Junior Cycle Graphics

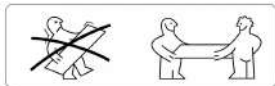


Subject Aims

- Develop the student's creative imagination through developing their visual spatial abilities
- Encourage the development of the cognitive and practical dexterity skills associated with graphical communication
- Instil an appreciation of the role of graphics in the world around them
- Equip all students to make judgements on the best mode through which to represent their ideas and solutions
- Encourage the production of drawings that represent the student's best work


Skills for Life

- Organisational Skills
- Practical Problem Solving
- Neatness
- Freehand Sketching
- Reading Drawings and Instructions
- Creativity



What will I be doing in class?

- Produce neat drawings of everyday items and logos



- Create models of recognisable items on the computer
- Graphically communicate your ideas through sketching and 3D modelling programmes



- Make paper/cardboard cut-outs of items and use these to model items in 3-D
- Work on your own and as part of a group
- Use a textbook and worksheets
- Organise and maintain a folder of drawings and notes.

Course Structure and Assessment

The graphics course is run over a 3 year period. There are two classroom based assessments, one in 2nd year and one in 3rd year and a project worth 30% of the students overall grade. A common level 70% exam takes place during the Junior Cycle exams

Subject Facilities

St.Tiernan's boasts some of the best facilities for graphics students with a dedicated graphics. Students have access to 20 desktop computers, 24 architect standard drawing boards and the best of drawing equipment

